


# TOLSEN X20

**97401/97402/  
97403/97404/97405  
BATTERY**

**INSTRUCTION MANUAL**

**20V LITHIUM-ION**

**CE RoHS**



**SAVE THIS MANUAL!**

You will need this manual for safety instructions, operating procedures and warranty.  
Put it and the original sales receipt in a safe dry place for future reference.

## IMPORTANT SAFETY INFORMATION

### WARNING

**This battery can only be used in the machines included in the TOLSEN X20V lithium-ion power platform system.**

**This battery can only be used cooperatively with the designated battery charger.**

**Li-Ion batteries, if incorrectly used, stored or charged will cause a fire, burn and explosion hazard.**

**Failure to follow these instructions may cause overheating or fire.**

1. Keep the battery out of reach of children.
2. The battery should be charged at ambient temperatures between 5 and 40°C (ideally around 20°C) . After charging, allow 15 minutes for the battery to cool before use.
3. The Battery Charger monitors battery temperature and voltage while charging. DO NOT leave batteries on charge for extended periods and NEVER store batteries on charge. Ensure that the charger is disconnected from the mains supply after use.
4. When not in use batteries should be stored at room temperature. Do not store the tool and battery cartridge in locations where the temperature may reach or exceed 40°C (ideally around 20°C) .
5. Ensure that battery contacts cannot accidentally short in storage. Keep batteries clean; foreign objects or dirt may cause a short. Keep away from other metal objects, for example, paperclips, coins, keys, nails and screws.
6. **DO NOT** store lithium-ion battery packs in a discharged state over a long period as this can damage the lithium-ion cells. For long-term storage, store batteries in a high charge state disconnected from the power tool.
7. Batteries can become faulty over time, individual cells in the battery can fail and the battery could short. The charger will not charge faulty batteries. Use another battery, if possible, to check correct functionality of the charger and purchase a replacement battery if a faulty battery is indicated.
8. The capacity of batteries will reduce over time. After 100 charge cycles, the battery's operation time and the maximum torque performance of the driver will slightly reduce. This decline will continue until the battery has minimal capacity after 350 charge cycles. This is normal and not a fault with the battery pack.
9. DO NOT open, disassemble, crush, heat or incinerate. Do not dispose of in fire or similar.

## SPECIFICATIONS

Item No.	97401	97402	97403	97404	97405
Voltage	20VDC	20VDC	20VDC	20VDC	20VDC
Capacity	1.5Ah	2.0Ah	3.0Ah	4.0Ah	5.0Ah

### **WARNING**

The designated battery charger

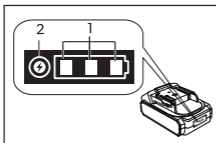
TOLSEN item No.:

97420/97422/97423/97424/97425/97430/97432/97433/97434/97435  
which has TOLSEN X20V symbol.

We recommend to fully charge the battery before use for the first time.








A new battery will achieve the best performance after 2 or 3 complete cycles of charge & discharge.

## FUNCTIONS



1. Indicator lamps 2. Check button.

Press the check button on the battery pack to indicate the remaining battery capacity. The indicator lamps light up for a few seconds.

Indicator lamps		Remaining capacity
 Lighted	 Off	
		75% to 100%
		35% to 75%
		5% to 35%

**NOTE:** Depending on the conditions of use and the ambient temperature, the indication may differ slightly from the actual capacity.

# CE DECLARATION OF CONFORMITY

WE  
SUZHOU TOLSEN TOOLS CO.,LTD.  
198 HUASHAN ROAD, ZHANGJIAGANG,  
JIANGSU, CHINA

Declare that the product  
97401/97402/97403/97404/97405  
BATTERY

Complies with the essential health and safety requirements of  
the following Directives:  
council directive EU2023/1542

Authorised Signatory and technical file holder  
Signed for and on behalf of:  
SUZHOU TOLSEN TOOLS CO.,LTD.  
198 HUASHAN ROAD, ZHANGJIAGANG,  
JIANGSU, CHINA  
WANG QING  
Group Quality Director  
on:08/02/2025



97401



97402



97403



97404



97405

SUZHOU TOLSEN  
TOOLS CO.,LTD.

[www.tolseentools.com](http://www.tolseentools.com)

TOLSEN is a trademark or  
registered trademark of TOLSEN  
TOOLS. All rights reserved.

MADE IN CHINA



6F08