

# TOLSEN **FX** FORCE XPRESS

## 79010 CORDLESS SCREWDRIVER

INSTRUCTION MANUAL

3.6V 4.68Wh



**SAVE THIS MANUAL !**

You will need this manual for safety instructions, operating procedures and warranty.  
Put it and the original sales receipt in a safe dry place for future reference.

### **3.6 VOLT CORDLESS SCREWDRIVER**

#### **OPERATING INSTRUCTIONS**

The safety instructions should be read carefully before operating the tool.

#### **Caution**

Charging time should not exceed 5 hours.

#### **Safety instructions**

The following recommendations should be strictly complied with before operating the tool in order to avoid damage to the equipment and hazard to the user.

1. Wear individual protection equipment if necessary (gloves, shoes, eye protectors, breathing filters, etc.). Do not wear jewelry; protect long hair wear close-fitting clothes.
2. Disconnect the charger when you do not use the latter. When you replace a tool or maintain the equipment.
3. Work in a clean and tidy room with sufficient lighting.
4. Place and store the tool in a dry place. Far from heat or dangerous (best temp. is between 10 and 15°C). Do not operate the machine close to explosive substances or inflammable matter.
5. Use tools in good conditions, adapted to the task to be performed. This do-it-yourself equipment should be used as such and not be considered as heavy-duty equipment.
6. Do not work close to people, in particular children if work is hazardous. Keep tools away from children during and after work.
7. Make sure body position is steady as you work. Remember that falls constitute an important source of accident.
8. When drilling metal sheets, use a vice and a block of wood placed under the sheet. Rotating metal sheets show great hazard.
9. Make sure you do not use the drill or screwdriver on alive parts to avoid electric shock. Make sure you locate any electric wire or cable inside the wall before using the tool. (a metal detector may be used for that purpose). Do not touch the chuck, socket or drill bit.
10. Do not try to open or disassemble the tool or the charger. Only a specialist using original parts and manufacturer's drawings that allowed to service the tool.
11. Should the charger be damaged (case, wires or plug) have it replaced immediately by the after-sales department.
12. This tool does not require special maintenance. The same applies to the electric part of the tool.
13. Plastic parts should be cleaned only after disconnecting the charger. Use a wet cloth and soft soap. Do not immerse the tool or the charger. The use of solvent, alcohol, petrol, etc. is prohibited.

### Specification

Screwdriver: speed:180rpm;

Chuck: 1/4"=6.35mm(male);

Forward / reverse switch for unscrewing / screwing;

Rechargeable battery: 3.6Volt

Acoustic pressure level:  $L_{pa} < 70 d_B(A)$

Emitted vibration: acceleration  $< 2.5 m/s^2$

Charger: input: 100-240V AC/50/60Hz

Protection against electric shock, classII;

Protection against moisture(IP 20);

Output: 5V DC,700mA



### Operation


**CAUTION:** The safety instructions should be read carefully before operating the tool.


#### **Power supply:**

Plug the supply connection into the screwdriver's battery pack. After 5 hours charging, this tool can be used.

#### **Screwing / unscrewing:**

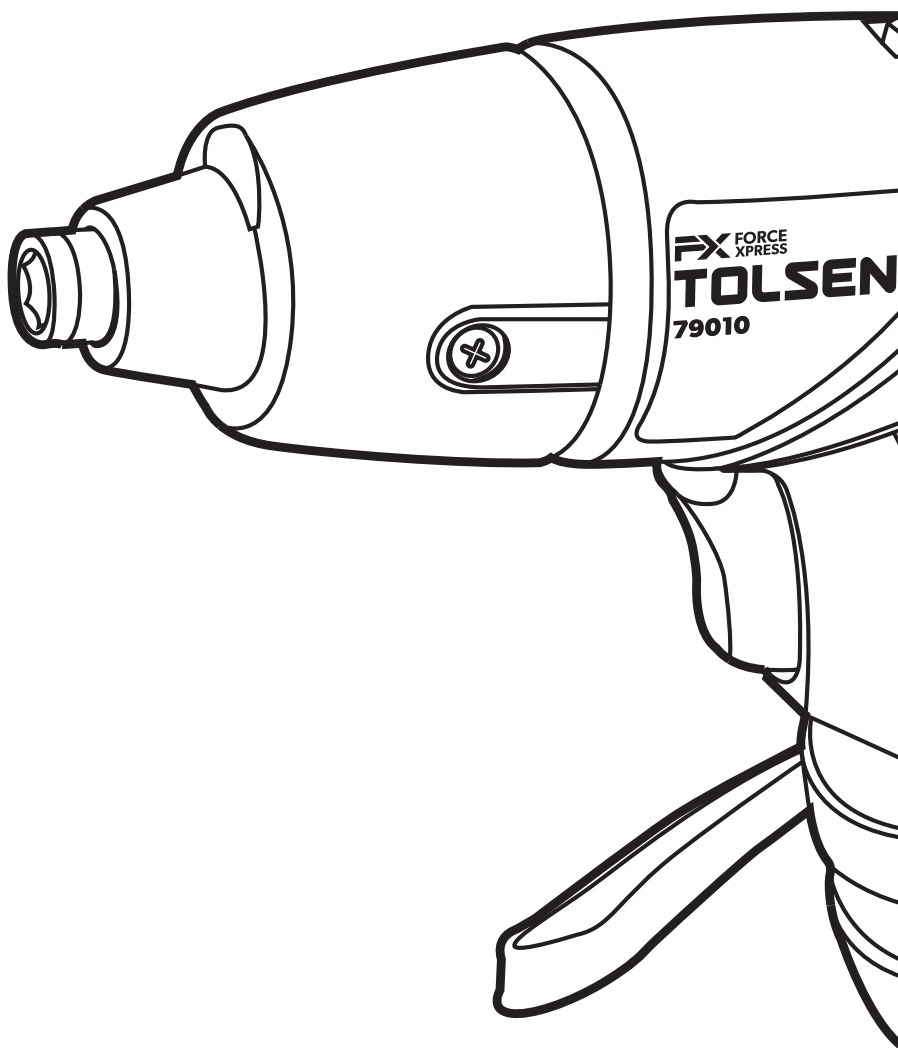
The screwdriver is equipped with a forward / reverse switch(lever) to change chuck sense of rotation.

1, clock wise, push the button 

2, counter-clock wise, push the button 

### Maintenance

This screwdriver does not require special maintenance. The repair of internal part of the tool or charger should be left with specialists (see Safety instructions).



SUZHOU TOLSEN  
TOOLS CO.,LTD.

[www.tolsentools.com](http://www.tolsentools.com)

TOLSEN is a trademark or  
registered trademark of TOLSEN  
TOOLS. All rights reserved.  
MADE IN CHINA



SCAN TO VISIT  
PRODUCT LINK