

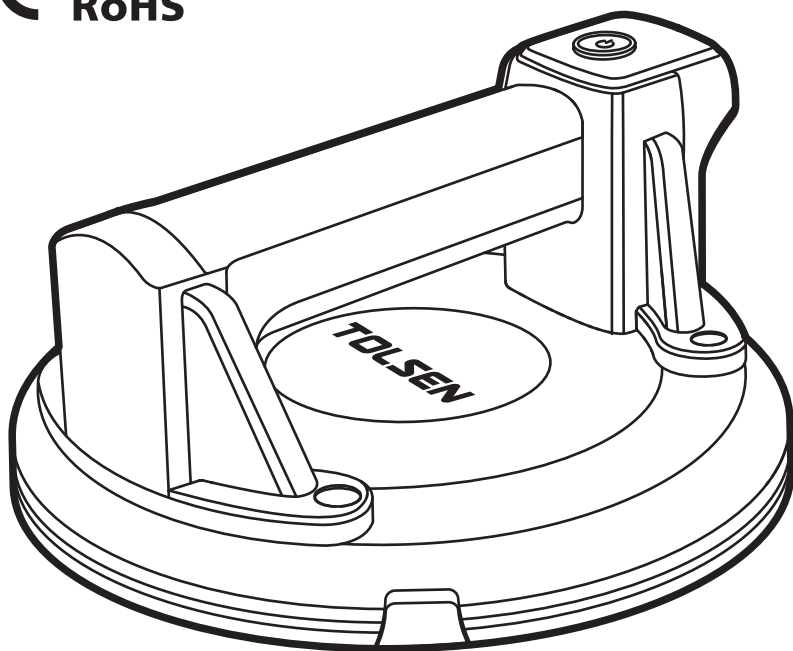
TOLSEN FORCE XPRESS

79002 ELECTRIC VACUUM SUCTION CUP

INSTRUCTION MANUAL

3.7V

 RoHS



SAVE THIS MANUAL !

You will need this manual for safety instructions, operating procedures and warranty.
Put it and the original sales receipt in a safe dry place for future reference.

USER INSTRUCTIONS

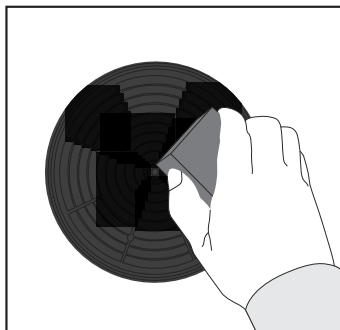
Rated voltage	3.7 V DC
Power	3W
Rated vertical suction	150 KG
Rubber Diameter	200mm, 8"

**USER INSTRUCTIONS****OPERATION**

1. Long press the button for 3 seconds to start the suction cup, it will stop working after the suction reach the max.
2. If the suction drops below 130KGS, it will work again until the suction reach the max.
3. Click the button twice or Pull up the lip of the suction cup could release the suction.
4. When release the suction with button, we can click the button one time to make the suction work again.
5. Long press the button for 3 seconds will turn off the suction cup.

STORAGE

1. Clean the rubber on the bottom of the sucker;
2. Will cover the protective cover;
3. The suction cup into the special blow box.



INTERNAL STRUCTURE



1. Handle of suction cup
2. Operation button
3. Charging port
4. Front cover
5. USB charge cable

CE DECLARATION OF CONFORMITY

WE
SUZHOU TOLSEN TOOLS CO.,LTD.
198 HUASHAN ROAD, ZHANGJIAGANG,
JIANGSU, CHINA

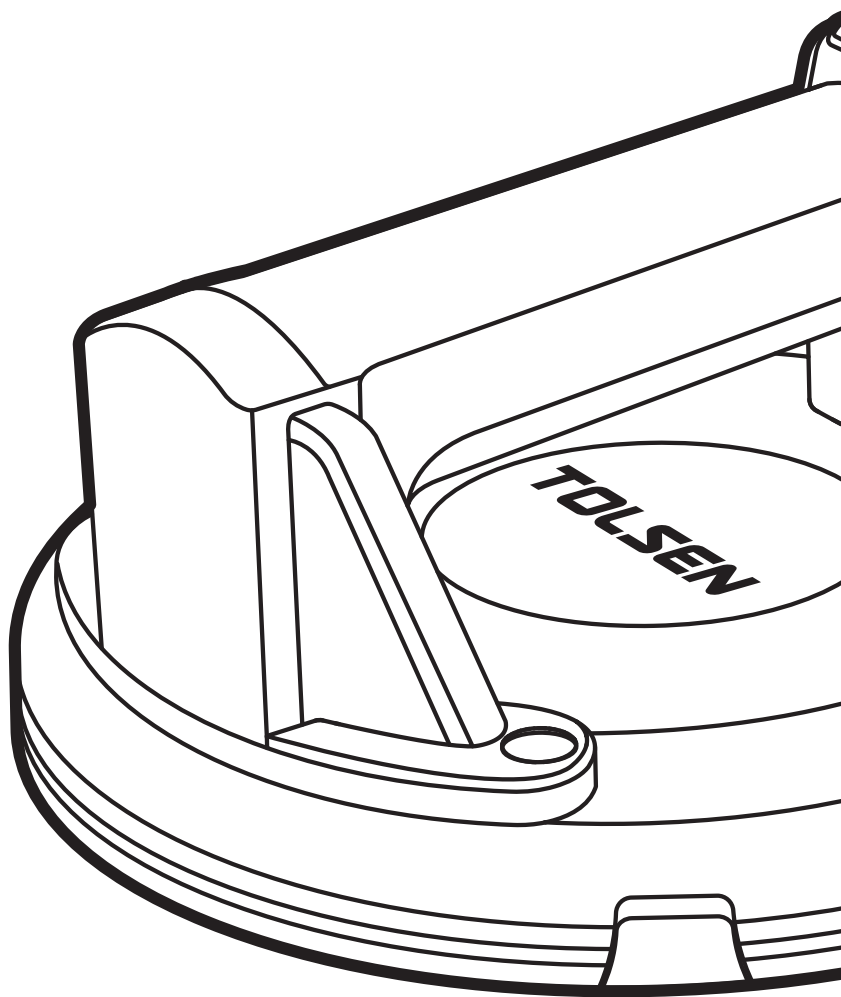
Declare that the product
79002
Electric vacuum suction cup

Complies with the essential health and safety requirements of the following Directices:
council directive 2006/42/EC

Standards and technical specifications referred to:
EN 62841-1:2015/A1:2022
EN IEC 55014-1:2021
EN IEC 55014-2:2021

Authorised Signatory and technical file holder
Signed for and on behalf of:
SUZHOU TOLSEN TOOLS CO.,LTD.
198 HUASHAN ROAD, ZHANGJIAGANG,
JIANGSU, CHINA
WANG QING
Group Quality Director
on:08/09/2024





SUZHOU TOLSEN
TOOLS CO.,LTD.

www.tolsentools.com

TOLSEN is a trademark or
registered trademark of TOLSEN
TOOLS. All rights reserved.
MADE IN CHINA



SCAN TO VISIT
PRODUCT LINK

4N13