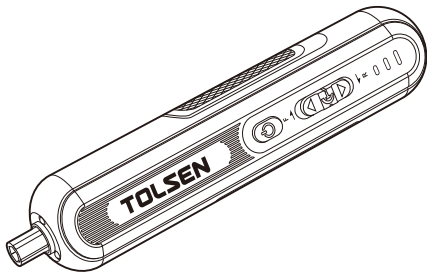


TOLSEN **FX** FORCE XPRESS

79005 CORDLESS SCREWDRIVER

INSTRUCTION MANUAL

4V



SAVE THIS MANUAL !

You will need this manual for safety instructions, operating procedures and warranty.
Put it and the original sales receipt in a safe dry place for future reference.

IMPORTANT SAFETY INFORMATION



WARNING:

Read all safety warnings and all instructions. Failure to follow the warnings and instructions may result in electric shock, fire and/or serious injury.

Personal Safety

- Stay alert, watch what you are doing and use common sense when operating a power tool. Do not use a power tool while you are tired or under the influence of drugs, alcohol or medication. A moment of inattention while operating power tools may result in serious personal injury.
- Use personal protective equipment. Always wear eye protection. Protective equipment such as dust mask, nonskid safety shoes, hard hat, or hearing protection used for appropriate conditions will reduce personal injuries.

Battery Tool Use and Care

- Recharge only with the charger specified by the manufacturer. A charger that is suitable for one type of battery pack may create a risk of fire when used with another battery pack.
- Use power tools only with specifically designated battery packs. Use of any other battery packs may create a risk of injury and fire.

Service

Have your power tool serviced by a qualified repair person using only identical replacement parts. This will ensure that the safety of the power tool is maintained.

DESCRIPTION AND SPECIFICATIONS


Introduction

Small and compact rechargeable 4V screwdriver. Torques screws to a maximum of 5Nm and also allows screws to be further tightened with manual torque up to 10Nm. Supplied in a storage case with 20 screwdriver bit set including a magnetic 1/4" extension bit holder. Built in LED illuminates work piece upon operation. Also features LED battery level indicator.

Specifications

Rated voltage	4VDC
Power	1500mAh Li-ion battery
No-load speed	n_0 : 250min ⁻¹
Max. torque	5 N.m.
Charging	5V DC, Max.2.0A
Chuck	1/4" (6.35mm)



Component List

OPERATION

1. **IMPORTANT WARRANTY INFORMATION:** The battery fitted to this cordless tool is considered to be a consumable item and its ability to accept charge will reduce over time.
2. To charge the screwdriver, insert the USB connector into the charging socket on the screwdriver and plug the other end into a suitable power supply.
3. The green LED indicator lights are blinking while charging. The green LED indicator remains solid while fully charged. The LED indicator will go out when low battery.
4. Place a bit into the bit holder of the screwdriver. Select the required direction by using the forward/reverse switch and press the On switch to start the screwdriver. The LED worklight will light when the On switch is held down and will go off after the On switch is released.
5. To reverse the rotational direction of the screwdriver, slide the controller with towards the F or R to run in opposite direction.
6. To lock the spindle in place, slide the rotational direction switch into the middle position.
7. To set the torque applied, use the torque selection button while the screwdriver is not running. The required torque can be preselected in 3 graded steps. The LEDs will illuminate in turn (smaller to larger) for each press of the On button. The larger the illuminated LED, the greater the torque output.
8. When in use the power tool cannot be subject to overload. When the load is too high or the allowable battery temperature is exceeded, the electronic control switches off the power tool until the temperature is in the optimum temperature range again.

MAINTENANCE

1. Keep the screwdriver clean by wiping with a damp cloth.
2. Store screwdriver and USB cable in a dry, childproof area.

CE DECLARATION OF CONFORMITY

WE
SUZHOU TOLSEN TOOLS CO.,LTD.
198 HUASHAN ROAD, ZHANGJIAGANG,
JIANGSU, CHINA

Declare that the product
79005
CORDLESS SCREWDRIVER

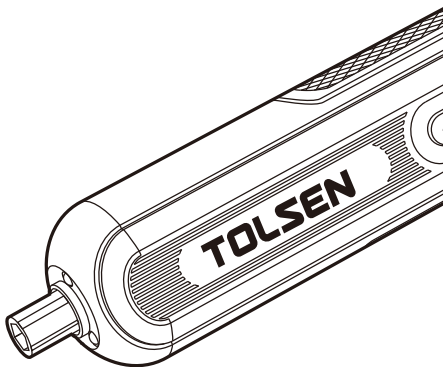
Complies with the essential health and safety requirements of
the following Directices:
council directive 2006/42/EC

Standards and technical specifications referred to:
EN 55014-1:2017/A11:2020
EN IEC 61000-3-2:2019+A1:2020, EN
61000-3-3:2013+A1:2019
EN 55014-2:2015
EN 61000-4-2:2009, EN IEC 61000-4-3:2020, EN
61000-4-4:2012,
EN 61000-4-5:2014+A1:2017, EN 61000-4-6:2014/AC:2015,
EN IEC 61000-4-11:2020

Authorised Signatory and technical file holder

Signed for and on behalf of:
SUZHOU TOLSEN TOOLS CO.,LTD.
198 HUASHAN ROAD, ZHANGJIAGANG,
JIANGSU, CHINA
WANG QING
Group Quality Director
on: 14/11/2023





**SUZHOU TOLSEN
TOOLS CO.,LTD.**

www.tolsentools.com

TOLSEN is a trademark or
registered trademark of TOLSEN
TOOLS. All rights reserved.
MADE IN CHINA



SCAN TO VISIT
PRODUCT LINK