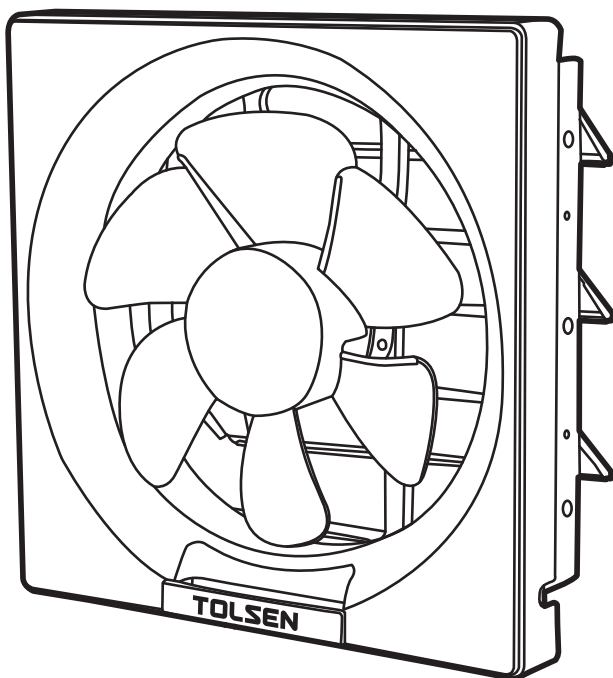


# TOLSEN **FX** FORCE XPRESS

## 79600/79601/79602 **EXHAUST FAN**

INSTRUCTION MANUAL

220-240V ~ 50/60Hz



### SAVE THIS MANUAL !

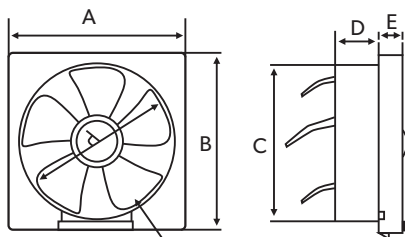
You will need this manual for safety instructions, operating procedures and warranty.  
Put it and the original sales receipt in a safe dry place for future reference.

## CAUTIONS

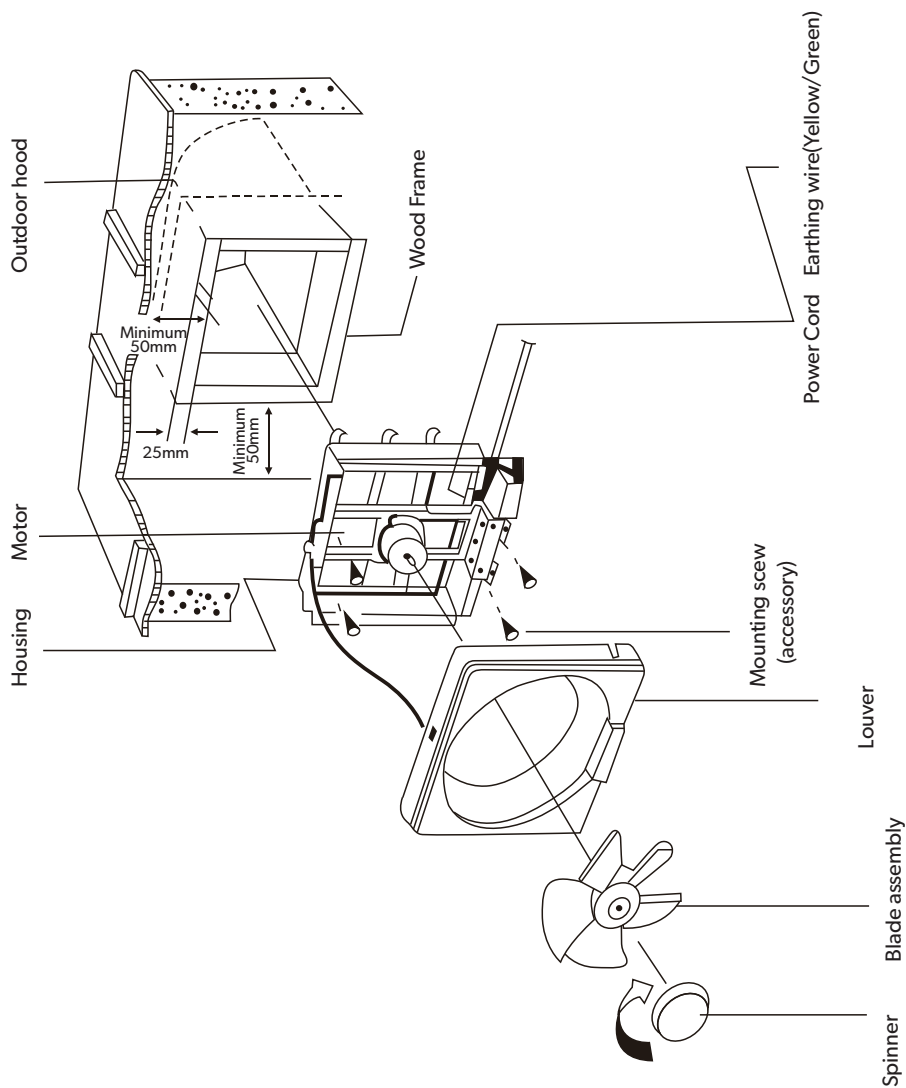
1. Use this fan at the rated voltage and frequency indicated on the name plate.
2. This fan is not designed for use near or cooking equipment as cooking food extration.
3. Install this fan where it would not be exposed to large water splash or excess vapor.
4. Never install this fan in the ceiling.
5. The distance between fan and building floor is more than 2.3m.
6. Connect the power cord. When power comes from socket ,the plug must accord with IEC-335,  
When the power cord is connected with charging line directly,all-polarity switch that the contact gap is 3 mm at least must be installed in the charging line.
7. Children should be ensure that they do not play with the appliance.
8. This applianceis not intended for use by persons(including children)with resuce physical, sensory or mental capabilities, or lack of experidence and knowledge, unless they have been given supervision or insrtuction concerninq use of the appliance by a person respon sible for their safety.

## NAME OF PARTS AND MEASUREMENTS

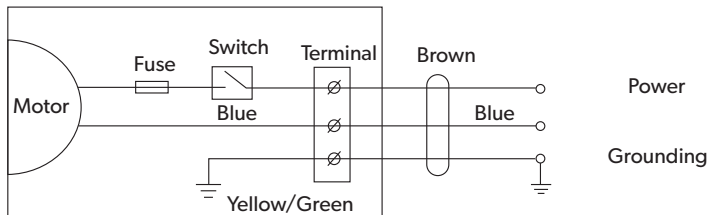
Model	A	B	C	D	E
79600	295	295	245	70	42
79601	340	340	280	75	42
79602	395	395	340	80	42



HOW TO INSTALL



## Wiring diagram



## Specifications

Model No.	Fan Size (mm)	Rated Voltage (V)	Rated Frequency (Hz)	Rated Power (W)	Air Delivery (M <sup>3</sup> /h)	Speed (RPM)	Noise (dB)
79600	200	220-240	50/60	28	520	1250	42
79601	250	220-240	50/60	38	860	1150	43.5
79602	300	220-240	50/60	48	1200	1050	46

## Maintenance cautions

1. Disconnect power source before unit maintenance. Routine maintenance must be done every year.
2. Do not allow water enter to motor.
3. Do not immerse plastic parts in water over 60°C.
4. Never use petrol, benzene, thinner or any other such chemicals for cleaning the ventilating fan.
5. If the supply cord damage, must either it assians the service department by this company or similar specialized electrical personnel to replace.

# CE DECLARATION OF CONFORMITY

WE  
SUZHOU TOLSEN TOOLS CO.,LTD.  
198 HUASHAN ROAD, ZHANGJIAGANG,  
JIANGSU, CHINA

Declare that the product  
79600/79601/79602  
EXHAUST FAN


Complies with the essential health and safety requirements of the following Directices:  
Directive 2014/35/EU

Standards and technical specifications referred to:  
EN 60335-2-80: 2003 + A1: 2004 + A2: 2009  
EN 60335-1: 2012 + A11: 2014 + A13: 2017  
EN 62233: 2008

Authorised Signatory and technical file holder  
Signed for and on behalf of:

SUZHOU TOLSEN TOOLS CO.,LTD.  
198 HUASHAN ROAD, ZHANGJIAGANG,  
JIANGSU, CHINA  
ZHANG XING YU  
Group Quality Director  
on:07/02/2022





SUZHOU TOLSEN  
TOOLS CO.,LTD.

[www.tolsentools.com](http://www.tolsentools.com)

TOLSEN is a trademark or  
registered trademark of TOLSEN  
TOOLS. All rights reserved.  
MADE IN CHINA



SCAN TO VISIT  
PRODUCT LINK